


Know what's below.
Call before you dig.



Pipeline SAFETY for your School

Pipelines exist almost everywhere throughout the U.S. and chances are you may live or go to school near one. There are four standard types of pipelines: crude oil, liquid, gas and chemical. In most cases you cannot see a pipeline because it runs underground. That is why the pipeline markers (like the ones shown below) are so important. They are generally yellow, black and red in color and they mark the general location of a pipeline. The State's One-Call system should be contacted by anyone using mechanized digging equipment to prevent underground utilities from being hit during excavation.

For more information about pipelines, visit www.pipeline101.com

To view a list of pipeline operators in your area, visit www.npms.phmsa.dot.gov

For more information regarding excavation practices around underground utilities, visit www.commongroundalliance.com



Signs of a Pipeline Leak


Sight – A pool of liquid on the ground near a pipeline, bubbling and/or a rainbow sheen on water, a dense white cloud or fog over a pipeline, discolored vegetation or soil, or a fire burning on or above the ground.

Sound – An unusual noise coming from the pipeline, like a hissing, blowing or roaring sound.


Smell – An unusual chemical odor such as gas, oil or ammonia.

What to Do If a Leak Occurs

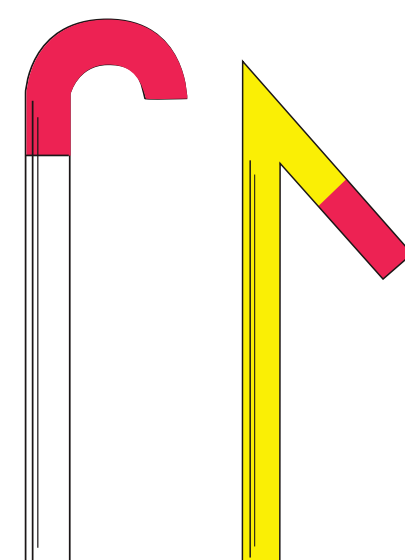
- Leave the leak area immediately.
- Do not start your car or truck, light a match, use a telephone, switch on/off lights switches or do anything that may create a spark in the vicinity of the suspected leak.
- From a safe location, call 911 and your states emergency number. Give your name, phone number, a description of the leak and its location.
- Warn others to stay away from the area.
- Do not drive into the leak or fumes.



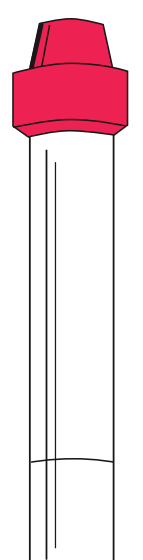
Markers Located near roads, railroads, fences and along pipeline right-of-way



Marker for pipeline patrol plane



Pipeline casing vents



Test station

Pipeline Markers

The U.S. Department of Transportation (DOT) requires the use of signs to indicate the location of underground pipelines. Markers like these are located at road, railroad, and navigable waterway crossings. Markers are also posted along the pipeline right-of-way.

The markers display:

- The material transported in the pipeline
- The name of the pipeline operator
- A telephone number where the operator can be reached in the event of an emergency